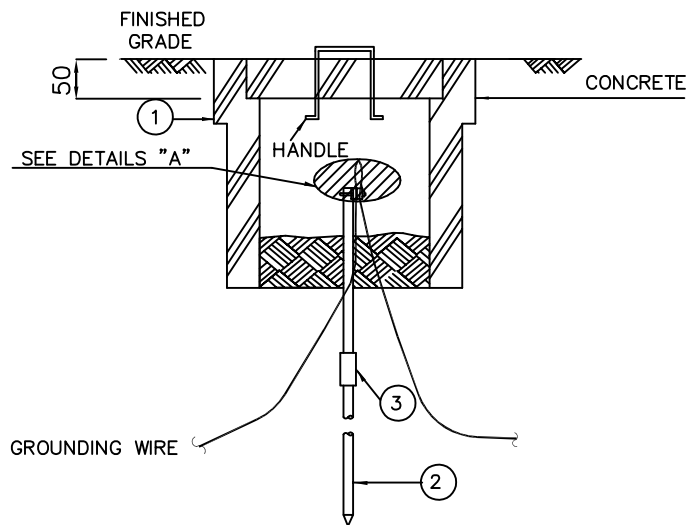


**GROUNDING WIRE CONNECTION
DETAILS "A"**



**SECTION "A-A"
Earth Rod Installation**

EARTH ELECTRODE WITH INSPECTION PIT

GENERAL NOTE

No.	DESCRIPTION	QTY.
①	REINFORCED CONCRETE HOUSING UNIT	AS REQ.
②	EARTH ROD, 17.2mm. DIA. 1.5Lm, COPPER Bond	2-EA
③	COUPLING FOR ELECTRODE	1-EA
④	EARTH U-CLAMP	1-EA

1-Exothermic Weld equipment and accessories shall be suitable for connection type and size

04						
03						
02						
01	10/03/21	ISSUED FOR APPROVAL	M.Zibr	A.Pray	N.Pray	
00	5/03/21	ISSUED FOR COMMENT	M.Zibr	A.Pray	N.Pray	
REV.	ISSUE DATE	DESCRIPTION	PREPARED	CHECKED	APPROVED	Remarks

This drawing is the property of TSZ Co. including all patented and patentable features and / or confidential information and its use is conditioned upon the user's agreement not to reproduce the drawing in whole or in part nor the material described thereon, not or use the drawing for any purpose other than as specifically permitted in writing by TSZ Co.



**CAJHIZAC
SYSTEM
ZAMIN CO.**

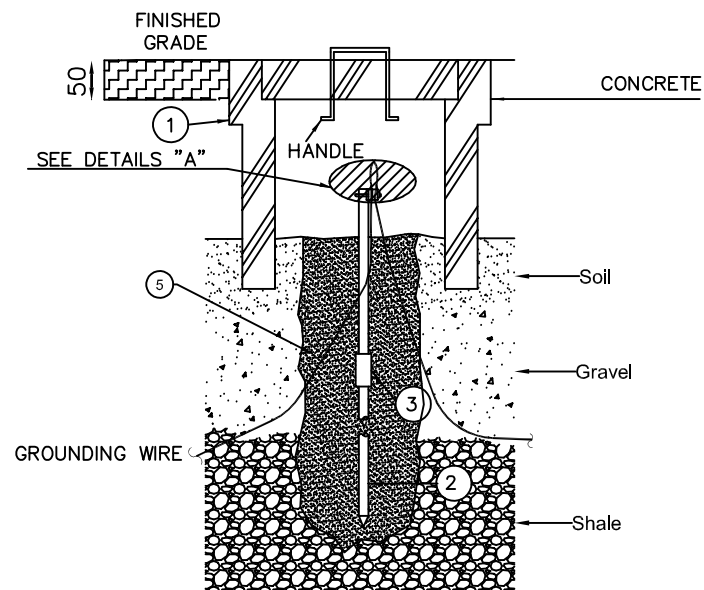
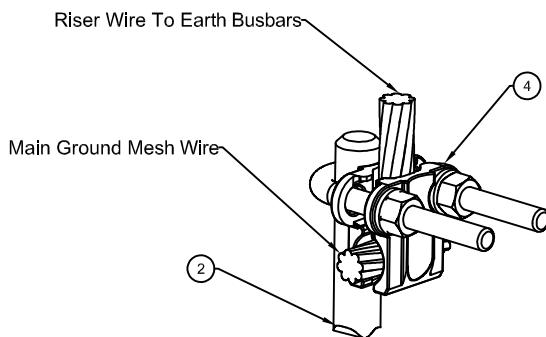
PROJECT:

UNIT TITLE:

DRAWING TITLE:

TYPICAL EARTH ROD INSTALLATION DETAILS

DRAWING NO.	REV.	SIZE	STATUS	SCALE	SHEET
TED-P-ER-IN-DWG-001	02	A3	AP	N.T.S.C	05 OF 54



SECTION "A-A"
Earth Rod Installation

GROUNDING WIRE CONNECTION DETAILS "A"

EARTH ELECTRODE WITH INSPECTION PIT
With Backfill

GENERAL NOTE		
No.	DESCRIPTION	QTY.
①	REINFORCED CONCRETE HOUSING UNIT	AS REQ.
②	EARTH ROD 1.5m, COPPER Bond	2-EA
③	COUPLING FOR ELECTRODE	1-EA
④	EARTH U-CLAMP	1-EA
⑤	Earth Enhancer (MLO1/MLO2/MLO3)	AS REQ.

1-Exothermic Weld equipment and accessories shall be suitable for connection type and size

04						
03						
02						
01	10/03/21	ISSUED FOR APPROVAL	M.Zibr	A.Pray	N.Pray	
00	5/03/21	ISSUED FOR COMMENT	M.Zibr	A.Pray	N.Pray	
REV.	ISSUE DATE	DESCRIPTION	PREPARED	CHECKED	APPROVED	Remarks

This drawing is the property of TSZ Co. including all patented and patentable features and / or confidential information and its use is conditioned upon the user's agreement not to reproduce the drawing in whole or in part nor the material described thereon, not or use the drawing for any purpose other than as specifically permitted in writing by TSZ Co.



**TAJHIZAT
SYSTEM
ZAMIN CO.**

PROJECT:

UNIT TITLE:

DRAWING TITLE:

TYPICAL EARTH ROD INSTALLATION DETAILS

DRAWING NO.	REV.	SIZE	STATUS	SCALE	SHEET
TED-P-ER-IN-DWG-001	02	A3	AP	N.T.S.C	05 OF 54